

The image features a blue background with a red border. In the center, three computer mice are arranged: a white mouse on the left, a black mouse with a purple Razer logo in the middle, and a black mouse with a green Razer logo on the right. Four rolls of yellow tape are positioned around the mice, with one roll at the top left, one at the top right, one at the bottom left, and one at the bottom right. The text 'WHICH TAPE IS BEST FOR DRAG CLICKING?' is overlaid in the center in a bold, white, sans-serif font with a black outline.

WHICH TAPE IS BEST FOR DRAG CLICKING?

BY ION USHOMIRSKY &
ODEN FAYAN



What is Drag Clicking?

Drag clicking is a form of clicking that many different video games need, the most popular ones being osu, and minecraft. In order to click fast, people have created many different styles of clicking. But drag clicking has been shown to be the best, and most practical. You perform a drag click by dragging your finger, across your mouse, and pressing down lightly, but with enough force to make friction between your fingers, and the mouse, thus, resulting in a lot of cps (over thirty cps!) (CPS = Clicks Per Second). Many people improve their cps by placing grippy-tape on their mouse, to make more friction.

Short & Long Drag Clicking

There are two different kinds of drag clicking

- Short drag clicking involves dragging the fingertip only at the leading edge of the mouse button
- Long drag clicking involves dragging the fingertip along the entire length of the mouse button





The Types Of Tape We Will Be Using

Tape 1. Rubber Silicone Tape

Tape 2. Hotline Games 2.0 Anti-Slip Tape

Tape 3. Electrical Tape

Tape 4. 3m Inch Wide Red Masking Tape

Video of someone drag clicking





Which Mice Are We Using

We will be using the Roccat Kain 102 for our first mouse, and A dell desktop mouse for the the second mouse



Hypothesis

Our hypothesis is that the Silicone tape will come in first, and the Masking tape will come in last. This is because Silicone tape has amazing grip, while Masking tape has poor grip.



Experimental Procedure

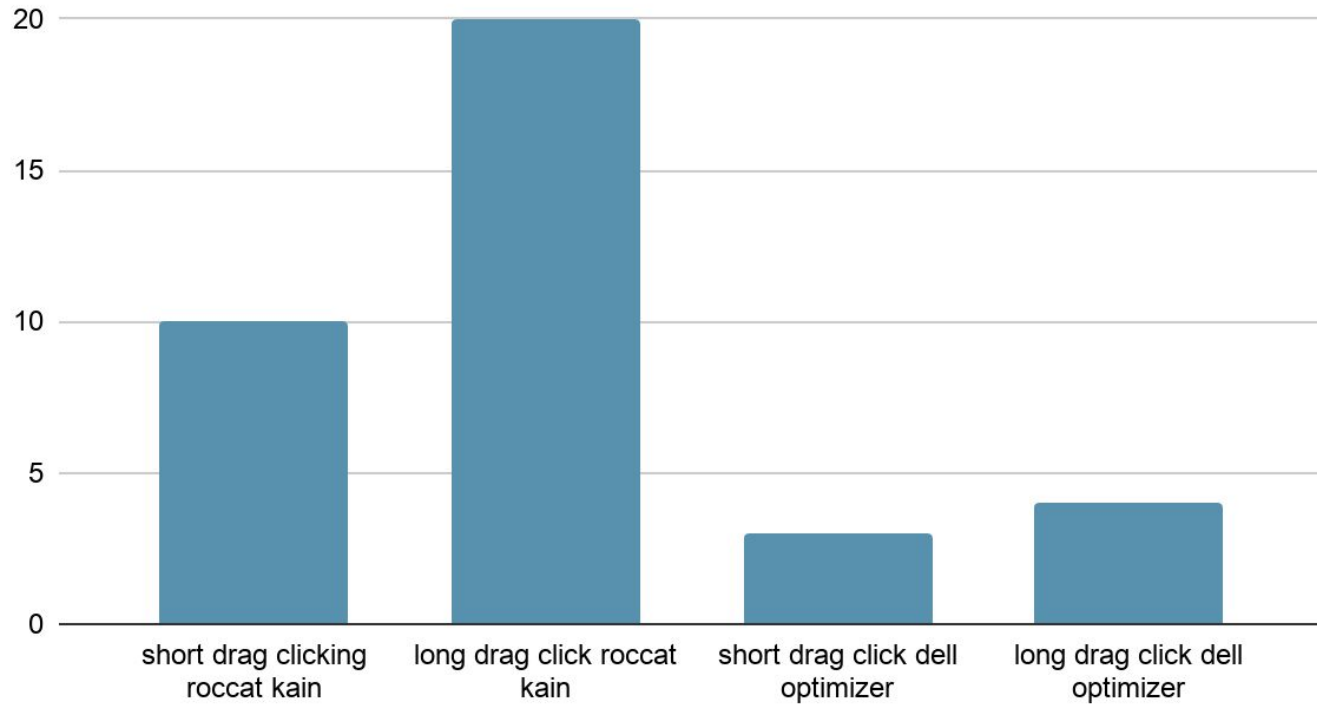
We went to a CPS (clicks per second) test website

<https://www.arealme.com/click-speed-test/en/>

We measured the number of clicks accomplished in 5 seconds by short drag clicking. Then we measured the number of clicks accomplished in 5 seconds by long drag clicking, on each of the two mice.

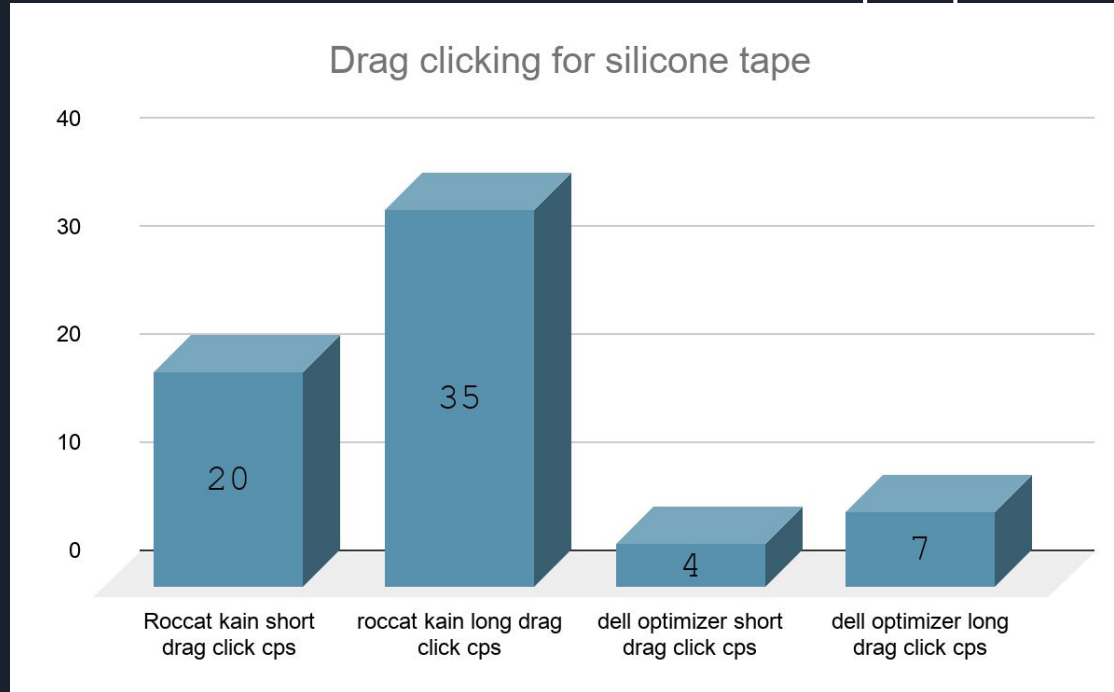
Drag clicking with no tape

Points scored



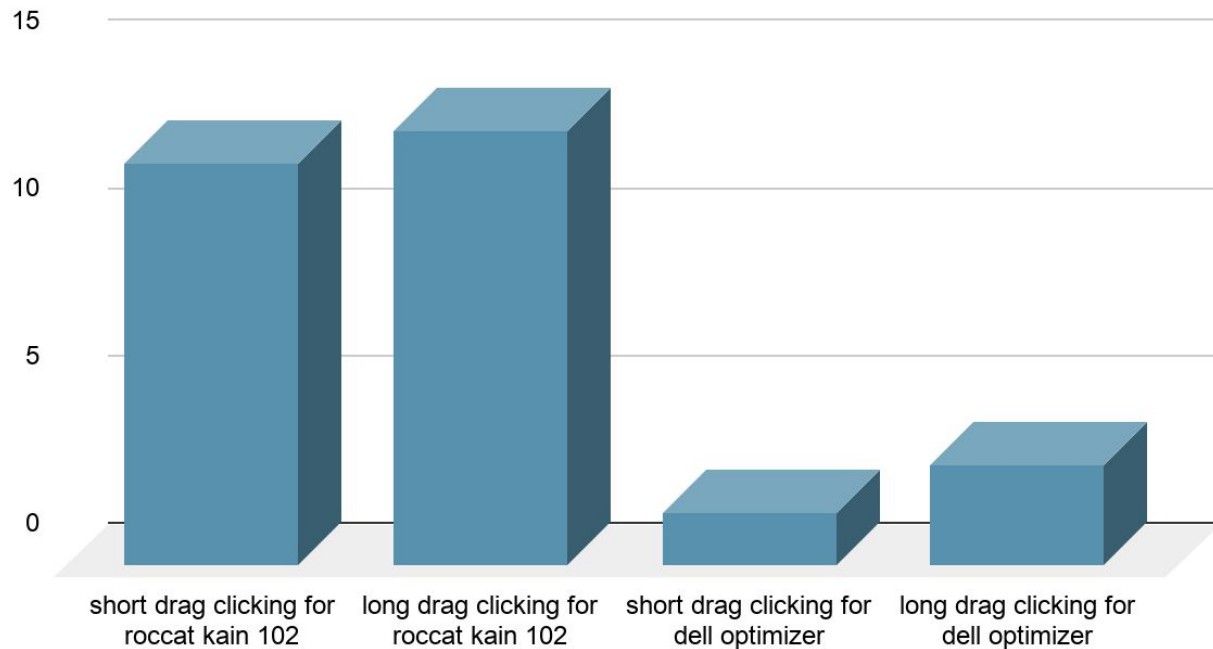
Drag clicking with silicone tape

Roccat Kain 102 vs dell desktop optimizer



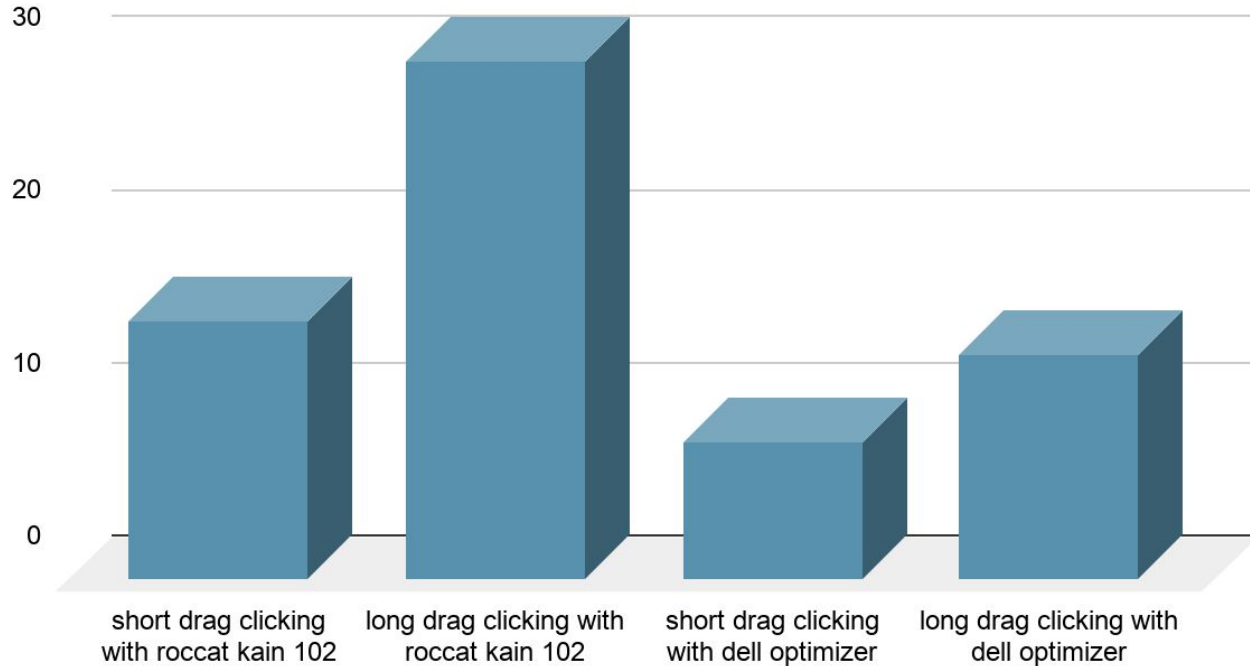
Drag clicking with anti-slip tape

Drag clicking for anti-slip tape



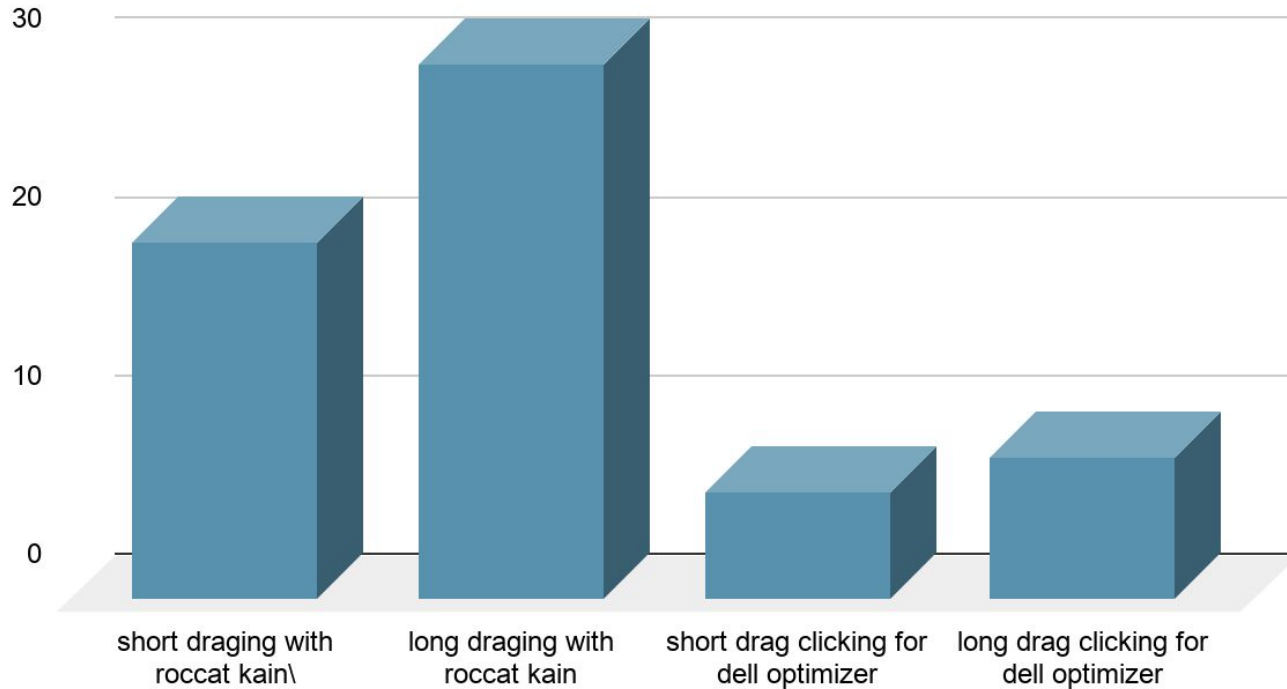
Drag clicking with 3M tape

Points scored



Drag clicking with duct tape

Points scored





Conclusion

Our hypothesis is half correct.

While the silicone tape showed to be the best for the roccat kain mouse,

the 3M tape was actually the best for the dell optimizer mouse, but our experiment was still very fun and showed good results.

We hope this evaluation helped you.